

Community Workshop #3

March 24, 2026

5:30 - 7:30 p.m.

Quincy High School



QUINCY
Together

Welcome!

Community Workshop

#3

March 24, 2026

**Please introduce yourself to others
at your table.**

Put on a nametag.

Sign in at your table.



Why We Are Here

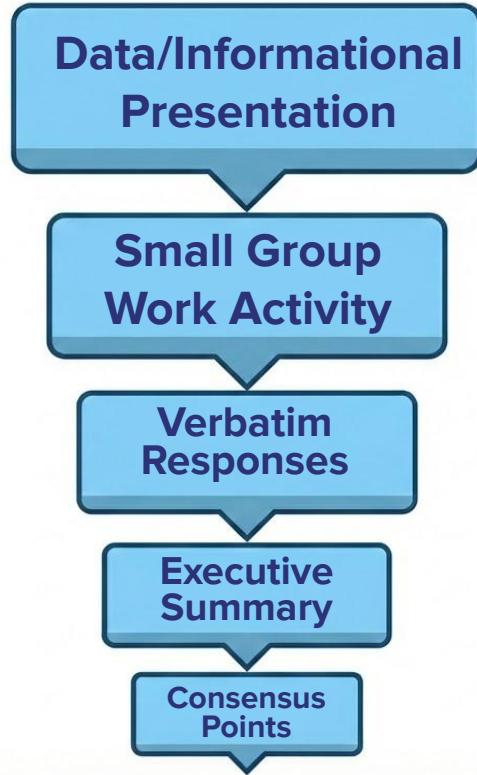
- **HELP SHAPE** a long-term vision for the future of Quincy Public Schools
- **EXPLORE WHAT OUR SCHOOLS NEED** to support student success now and for years to come
- **UNDERSTAND THE CHALLENGES WE FACE**, including aging facilities and limited resources
- **LEAD A TRANSPARENT PROCESS** that invites broad input and builds shared direction across the community



Quincy Together Process Calendar

| DATE | ACTIVITY |
|-----------------|--|
| January 27 | Community Workshop 1: Understanding Our Schools Today |
| February 24 | Community Workshop 2: What It Takes to Run a School |
| March 24 | Community Workshop 3: Our Financial Future |
| April 21 | Community Workshop 4: Exploring Options |
| April 28 | Building Tours/ Open House |
| May 19 | Community Workshop 5: Finalizing Our Community Recommendations |
| TBD | BOE Presentation |

Session Documentation



**Collective Decisions Used in
Formation of Recommendations**

**Review the
documentation from
previous workshops
at
quincytogether.org.**

I Have A Question/Comment!

- Complete a form
- Email oakleyan@qps.org
- Ask during small group work time



I HAVE A QUESTION!

I would like to be contacted by a Quincy Public Schools representative who can respond to this question/comment:

Your question or comment may be directly related to the community engagement project or any other matter regarding the school district.

Name: _____


Address: _____

Phone: _____

E-Mail: _____

Recap of Workshop #2

- **The People, Places and Programs That Make Great Schools**
 - What it takes to run a school
 - Staffing challenges
 - Supporting students through special education



What We Heard at Workshop #2

Points of general agreement across the work activities include:

- Recruiting and retaining qualified teachers is the district's top priority.
- Greater transparency and district comparisons will help the community understand funding decisions.
- Stronger mentoring, onboarding, and staff support systems are essential to retention.
- Discipline systems and classroom conditions directly impact teacher effectiveness.
- Continued community engagement and partnerships are key to moving forward together.



Tonight's Presentation

- **Setting the stage for tonight's small group work activity.**
- **You'll use the information learned to complete activities together.**
- **It could answer questions as well as generate new ones.**
- **Provides insight into QPS finances.**



Tonight's Presentation



Ongoing Information

 quincytogether.org

 facebook.com/qps172

 instagram.com/qps172

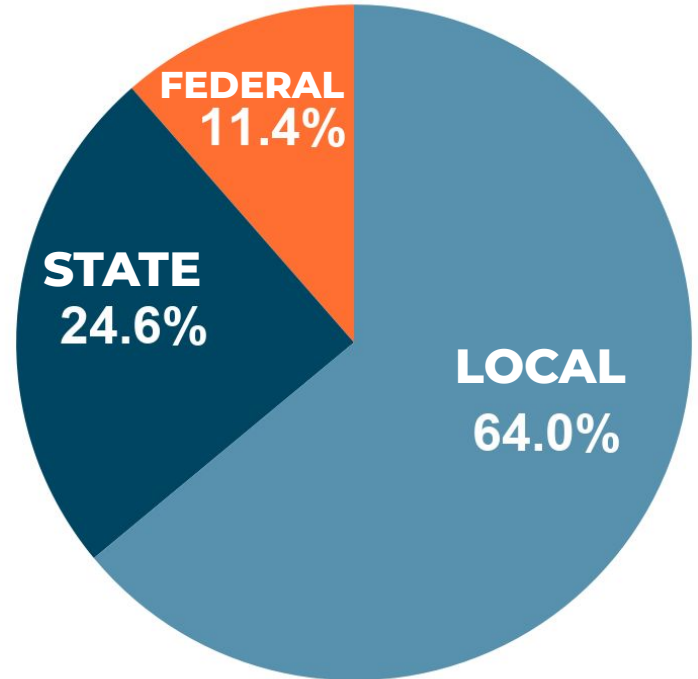
Workshop #3

Our Financial Future



Sources of QPS Funding

- Local Funding
- State Funding
- Federal Funding



Local Funding

- **Property Taxes**
- **Corporate Personal Property Replacement Taxes (CPPRT)**
- **Breakfast/Lunch Sales**
- **Admissions from School Sponsored Events**
- **Donations**



State Funding

- **General State Aid - Old Funding Formula**
- **Evidence-Based Funding (EBF) - New Funding Formula**
 - **Utilizes 34 data points to assign an Adequacy Target**
 - **Compares Local Capacity vs. Adequacy Target**
 - **Tier System (How new state money is distributed)**
- **Reimbursement of Transportation & Special Education Tuition**



Federal Funding

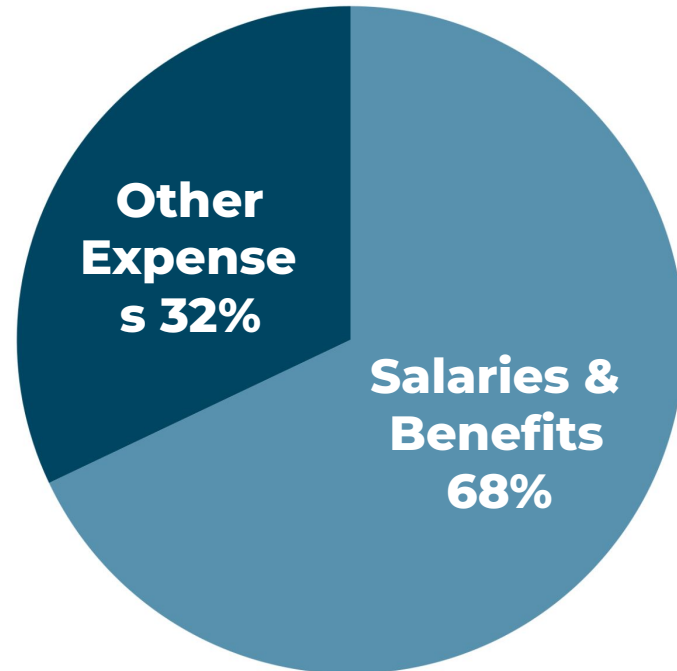
This funding is very targeted and restricted. It is meant for specific purposes like:

- **Supporting Low-Income Students (Title)**
- **Special Education (IDEA)**
- **Early Childhood Education (Head Start)**
- **National School Lunch Program**



Where Our Money Goes

- **Salaries - 49%**
- **Benefits - 19%**
- **Purchased Services - 6%**
- **Supplies - 7%**
- **Capital Outlay - 3%**
- **Other - 15%**
- **Non-Capitalized Equipment - <1%**



How Are My Property Taxes Calculated?

Equalized Assessed Valuation (EAV) is the adjusted value of property used to calculate tax bills

Example:

| Market Value | EAV | Per \$100 of Assessed Value |
|---------------------|------------------|------------------------------------|
| \$ 300,000 | \$ 100,000 | \$ 1,000 |
| Market Value | 1/3 of MV | EAV / 100 |

Scan this code to calculate how each penny impacts your tax bill



Where Do My Property Taxes Go?

| Taxing Body | Rate | |
|----------------------|---------|-----|
| School District | 3.87013 | 59% |
| City of Quincy | 0.96483 | 15% |
| County | 0.73089 | 11% |
| Quincy Park District | 0.52129 | 8% |
| JWCC | 0.40006 | 6% |
| Quincy Township | 0.03347 | 1% |
| | <hr/> | |
| | 6.52067 | |



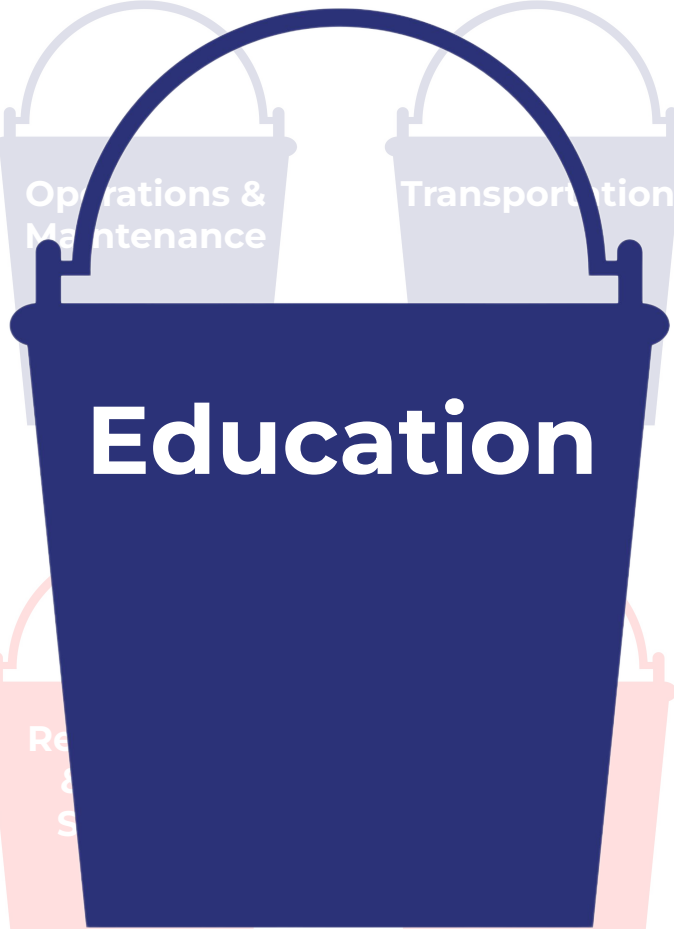
Breakdown of QPS Property Taxes

| Property Tax Levy | Rate | Extension Amount (Amount Received) |
|--|------------------|---------------------------------------|
| Education | \$1.84000 | \$23,067,473.35 |
| Special Education | \$0.04000 | \$501,466.81 |
| Lease | \$0.05000 | \$626,833.52 |
| Operations & Maintenance | \$0.50000 | \$6,268,335.15 |
| Debt Service | \$0.67840 | \$8,504,877.13 |
| Transportation | \$0.20000 | \$2,507,334.06 |
| IMRF/SS (Retirement and Social Security) | \$0.17948 | \$2,250,081.58 |
| Working Cash | \$0.05000 | \$626,833.52 |
| Tort | \$0.28225 | \$3,538,475.19 |
| Fire Prevention/HLS | \$0.05000 | \$626,833.52 |
| | \$3.87013 | \$48,518,543.83 |



QUINCY
Together







- **Teacher & Paraprofessional Salary/Benefits/Retirement**
- **Student Support Staff /Programs**
- **Instructional Materials**
- **Technology Devices**
- **Professional Development for Teachers & Staff**
- **Out-of-District Tuition**
- **Athletics and Extra-Curricular Clubs**

\$1.84 + \$0.04 + \$0.05



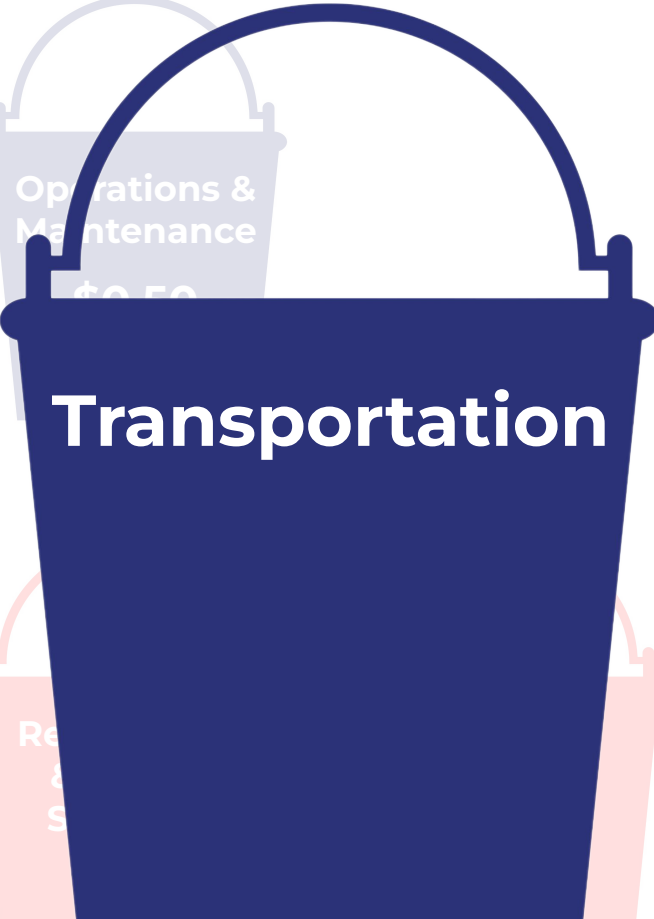




- **Custodial Staff Salaries/Benefits**
- **Building/Grounds Routine Maintenance and Upgrades**
- **Heating and Air, Electrical, and Plumbing Repairs**
- **Cleaning Supplies and Equipment**
- **Utilities (Electricity, Water, and Gas)**

\$0.50









- **Bus Drivers, Bus Monitors, and Mechanics Salaries & Benefits**
- **Fuel and Vehicle Maintenance**
- **Bus Leases**
- **Bus Supervision**
- **Safety & Training Supplies**

\$0.20







- **Inter-Fund Loans to Cover Short-Term Cash Flow Needs**

\$0.05







- **Bond Principal & Interest Payments**
- **Fees Related To Debt Servicing**

\$0.68



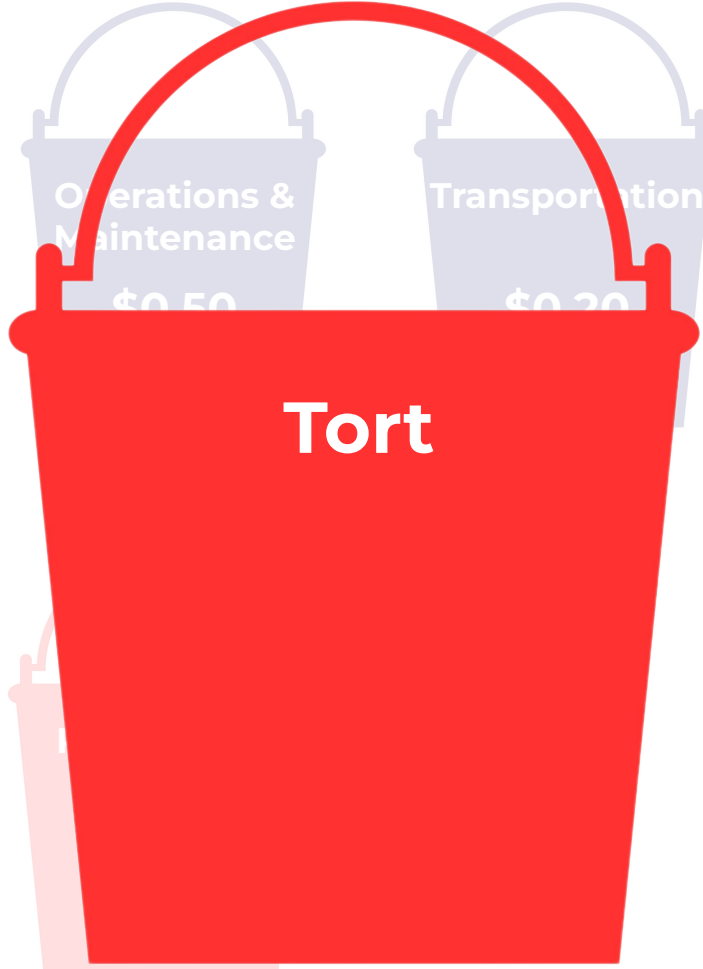




- **Employer contributions to IMRF (Illinois Municipal Retirement Fund)**
 - **Mandatory, defined-benefit pension plan for non-teaching, support staff employed by school districts**
- **Employer FICA/Medicare payments for employees**

\$0.18

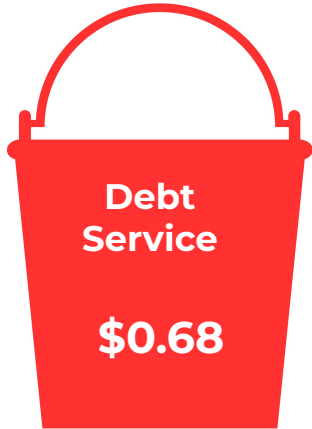


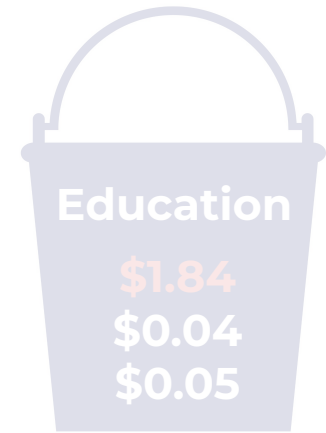




- **Insurance Premiums**
 - **General Liability**
 - **Property**
 - **Workers' Compensation**
 - **Unemployment**
- **Legal Fees and Settlements**
- **Security Salaries & Benefits**
- **Safety & Security Improvements**

\$0.22

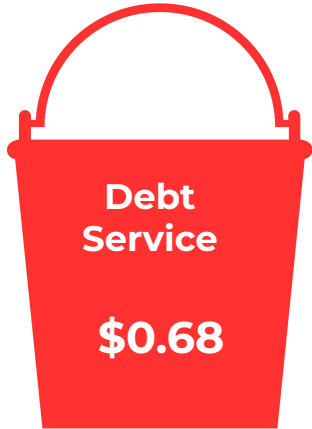






- **Sprinkler Systems, Fire Alarm Control Panels, and Pull Stations**
- **Inspections**
- **Health & Life Safety Projects**

\$0.05



Education Fund Tax Rate

\$1.84 Education Fund tax rate was established in 1988

Voter-Approved Referendum is the only method to exceed the established **\$1.84** legal maximum



Local Tax Rate Comparison

| | Ed Fund | Total Tax Rate |
|---------------|-------------|----------------|
| Payson | 1.97 | 4.16178 |
| Mendon | 1.95 | 4.39365 |
| Camp Point | 1.84 | 3.50054 |
| Liberty | 1.84 | 3.78665 |
| Quincy | 1.84 | 3.87013 |

Camp Point & Liberty Do Not Have Any Debt



Large Unit District Comparisons

| | Ed Fund | Total Tax Rate |
|---------------|---------------|----------------|
| Jacksonville | \$3.56 | \$5.08 |
| Moline | \$3.27 | \$4.98 |
| Rock Island | \$3.20 | \$5.29 |
| Galesburg | \$2.68 | \$4.94 |
| Quincy | \$1.84 | \$3.87 |



QUINCY
Together

LUDA Education Tax Rate Comparison

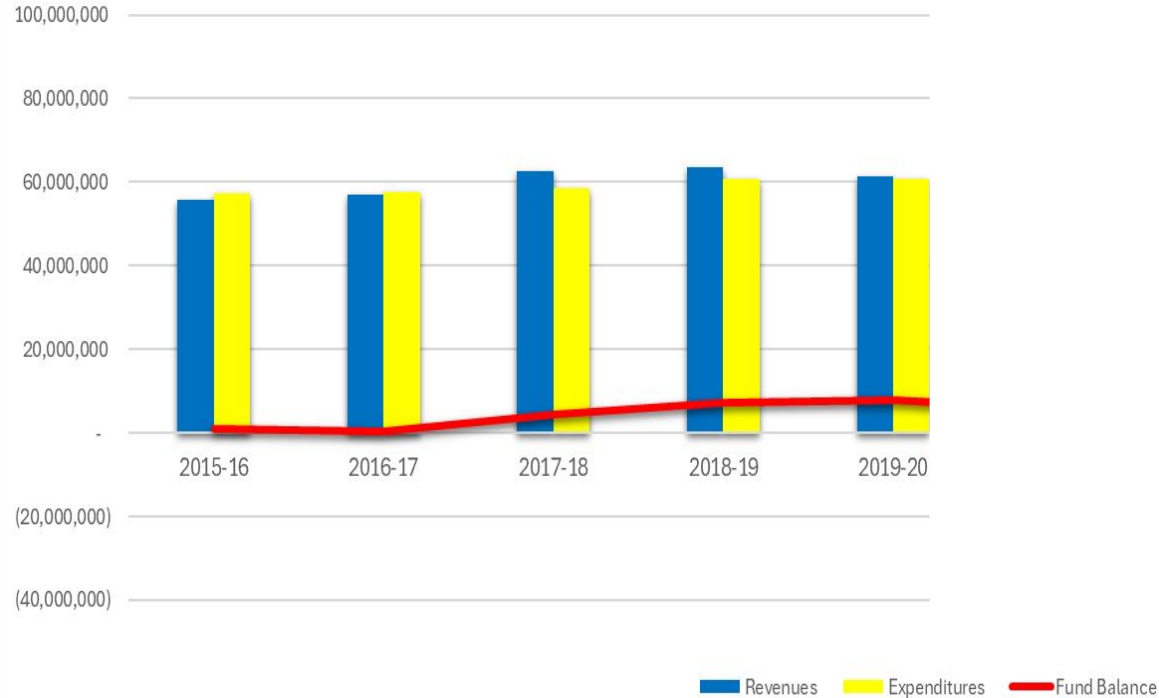
| | |
|-------------------------|-------------|
| Harlem UD 122 | 4.54 |
| Urbana SD 116 | 4.07 |
| Batavia USD 101 | 4.00 |
| Kaneland CUSD 302 | 4.00 |
| Lake Zurich CUSD 95 | 3.89 |
| Indian Prairie CUSD 204 | 3.81 |
| Yorkville CUSD 115 | 3.81 |
| Barrington CUSD 220 | 3.79 |
| Valley View CUSD 365U | 3.77 |
| Springfield SD 186 | 3.66 |
| St Charles CUSD 303 | 3.65 |
| SD U-46 | 3.57 |
| CUSD 200 | 3.56 |
| Jacksonville | 3.56 |
| Geneva CUSD 304 | 3.49 |
| North Chicago SD 187 | 3.42 |
| Central CUSD 301 | 3.37 |
| Naperville CUSD 203 | 3.37 |
| Freeport SD 145 | 3.36 |
| Champaign CUSD 4 | 3.34 |
| Plainfield SD 202 | 3.31 |

LUDA Total Tax Rate Comparison

| | |
|-------------------------|-------------|
| Harlem UD 122 | 6.93 |
| Urbana SD 116 | 6.77 |
| Batavia USD 101 | 6.72 |
| Kaneland CUSD 302 | 6.65 |
| Lake Zurich CUSD 95 | 6.58 |
| Indian Prairie CUSD 204 | 6.32 |
| Yorkville CUSD 115 | 6.20 |
| Barrington CUSD 220 | 6.04 |
| Valley View CUSD 365U | 5.99 |
| Springfield SD 186 | 5.84 |
| St Charles CUSD 303 | 5.82 |
| SD U-46 | 5.80 |
| CUSD 200 | 5.79 |
| Jacksonville | 5.70 |
| Geneva CUSD 304 | 5.70 |
| North Chicago SD 187 | 5.68 |
| Central CUSD 301 | 5.66 |
| Naperville CUSD 203 | 5.51 |
| Freeport SD 145 | 5.29 |
| Champaign CUSD 4 | 5.29 |
| Plainfield SD 202 | 5.25 |

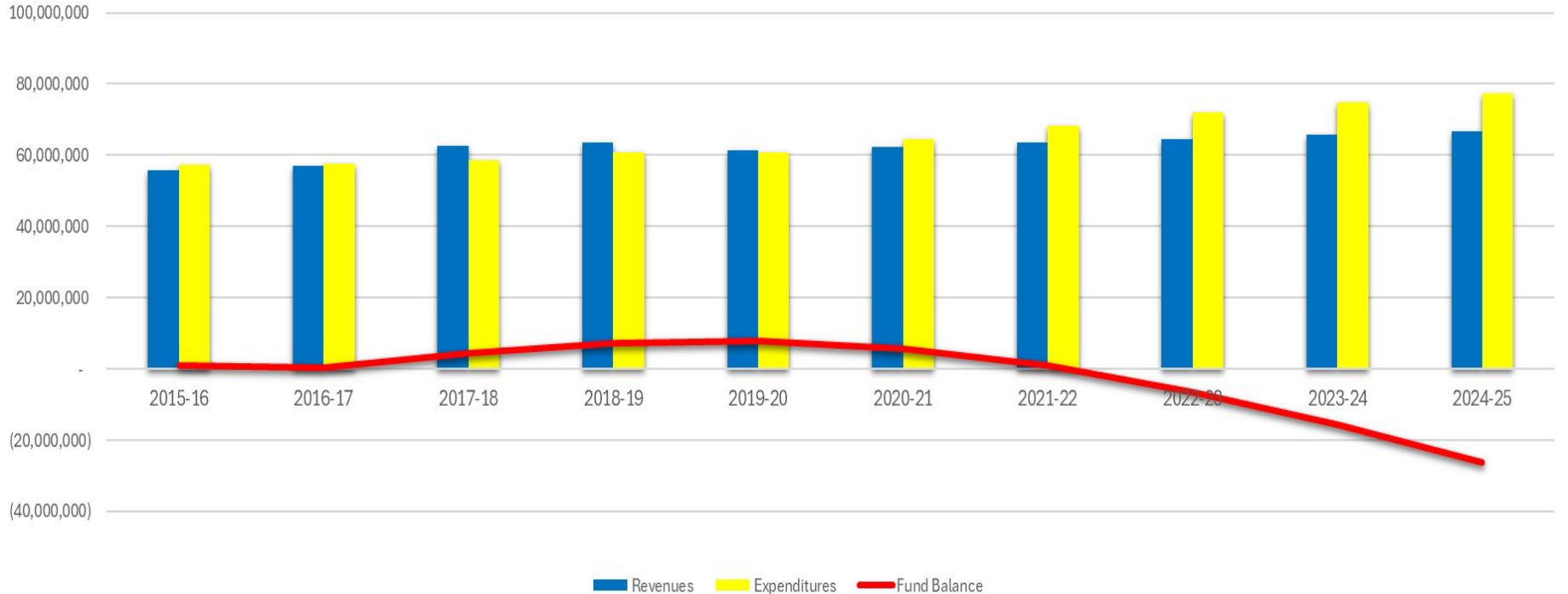
How We Got Here

Operating Funds



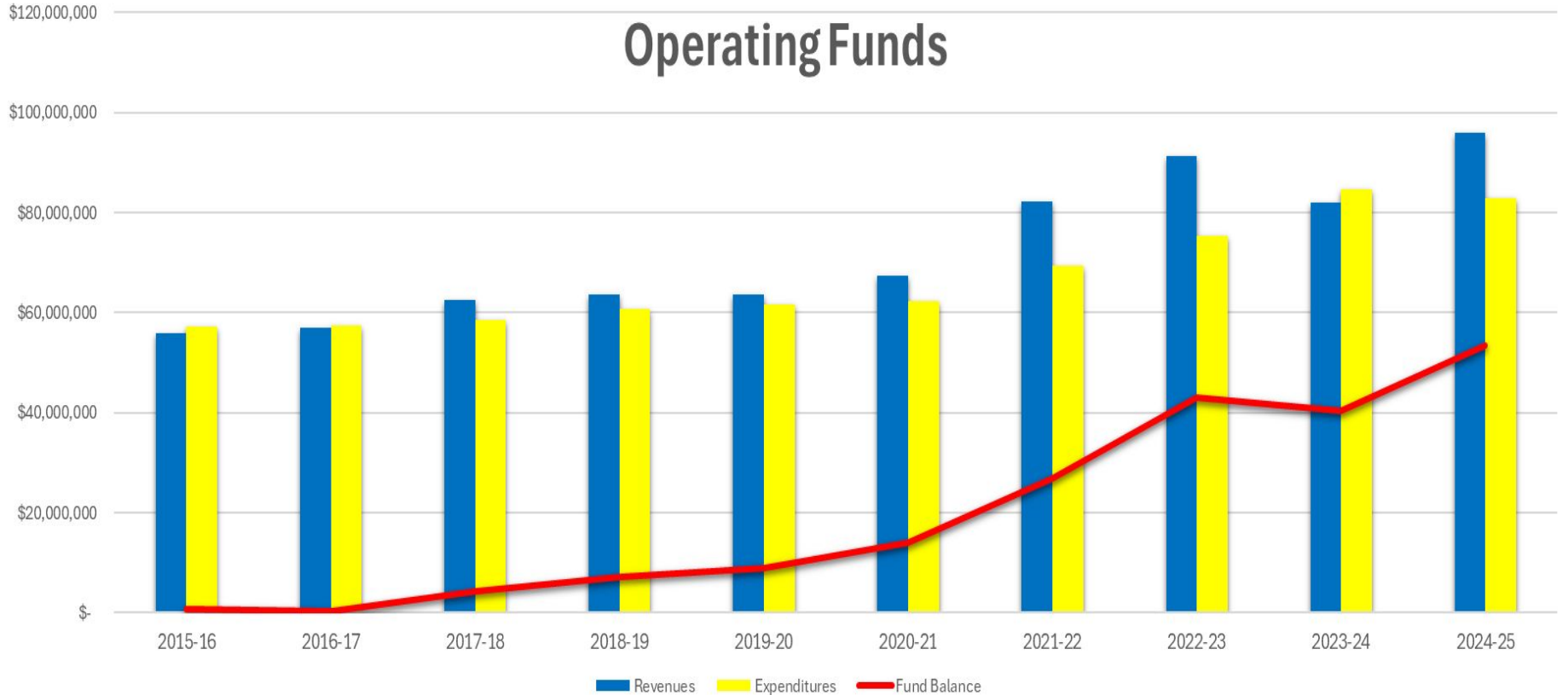
December 2019 - Five-Year Projections

Operating Funds



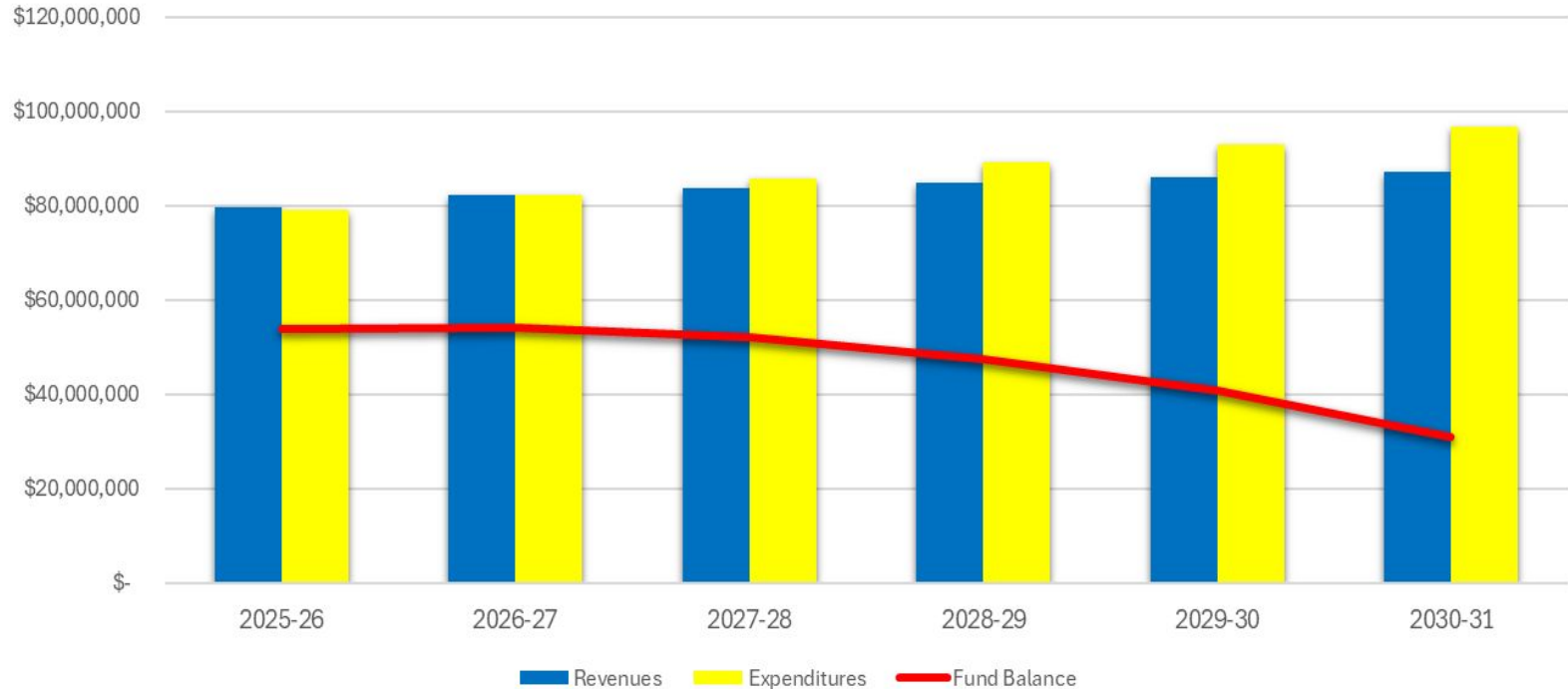
How We Got Here

Operating Funds



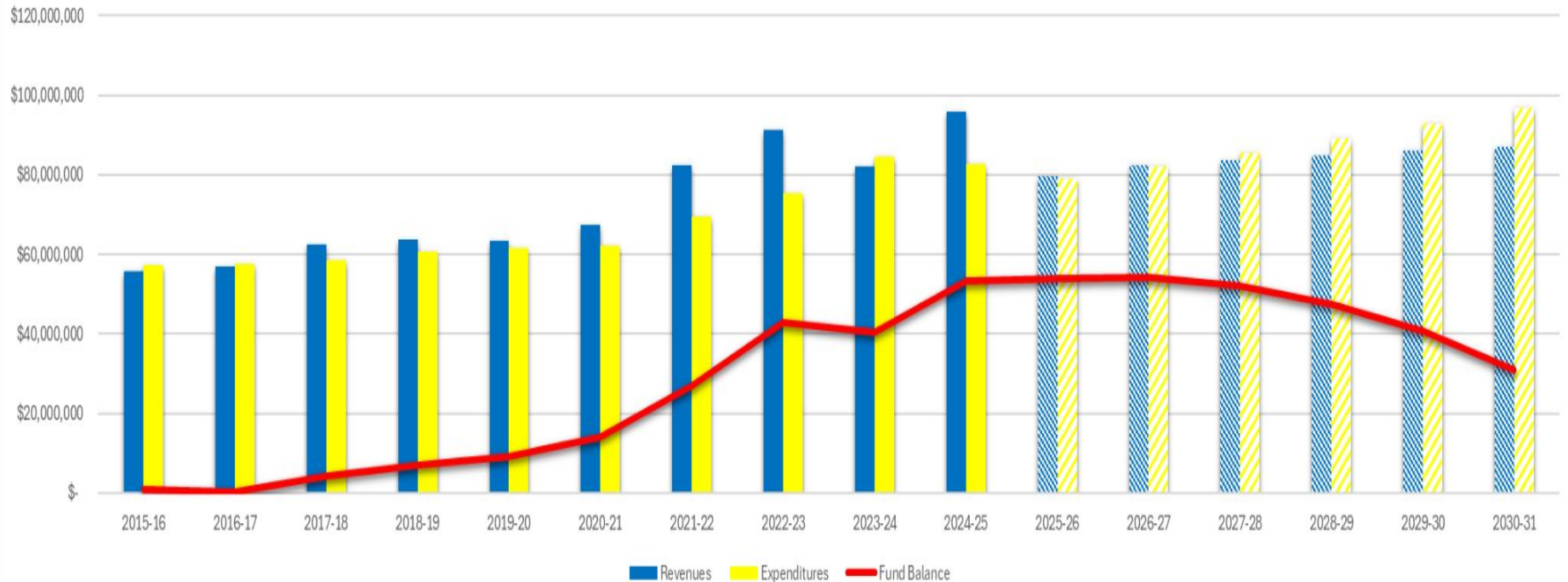
Dec 2025 - Five-Year Projections

Operating Funds



Historical and Projected Outlook

Operating Funds



Options for Increasing Revenue

- **Education Fund Referendum - Property Tax**
- **Operations & Maintenance Fund Referendum - Property Tax**
- **County School Facilities Sales Tax - Sales Tax**
 - Excludes groceries, medicine, vehicles, RVs/ATVs, mobile homes, seed, fertilizer, and farm equipment/parts.



**Here's where we
need your help!**



**QUINCY
Together**

Two Cards, Two Questions

Come to consensus on up to two questions your group would like to ask district or Quincy Together leadership.

Write each question on a separate white notecard.



Small Group Work

Recorder Responsibilities

- Enter the your group's information in the form on your Chromebook.

Facilitator Responsibilities

- Facilitate discussion
- Keep group focused and on task
- Report group's information



Small Group Work Activities

Task #1

Imagine Quincy Public Schools has \$100 in additional funding available.

Your group must decide how to allocate this \$100 across three major areas of district operations. You may place all \$100 in one area or distribute it across multiple areas, but your total allocation cannot exceed \$100.

Your decisions should reflect your group's priorities for the district.

Small Group Work Activities

| Allocate Your \$100 | | | |
|---------------------|-----------|--------------------------|---------------------|
| Fund | Education | Operations & Maintenance | Financial Stability |
| Amount Allocated | \$ _____ | \$ _____ | \$ _____ |
| Rationale | | | |

Small Group Work Activities

* 4. Education *(Remember ... the total of all three allocations can not exceed \$100.)*



* 5. Rationale for Education Allocation

We allocated \$33 to education because ...

* 6. Operations and Maintenance *(Remember ... the total of all three allocations can not exceed \$100.)*



* 7. Rationale for Operations and Maintenance Allocation

We allocated \$33 to operations and maintenance in order to ...

* 8. Financial Stability *(Remember ... the total of all three allocations can not exceed \$100.)*



Small Group Work Activities

Task #2

Based on what you learned tonight, prioritize the following options for addressing the district's financial challenges.

Rank the items 1 through 5, placing a 1 next to the option your group feels the district should consider first and a 5 next to the option your group feels the district should consider as a last resort.

If your group has another idea, please include it in the space below and indicate where it should be considered in the list of priorities.

Small Group Work Activities

_____ Explore increasing the **Education Fund** rate

_____ Explore increasing the **Operation and Maintenance Fund** rate






_____ Explore funding from the **County School Facilities Sales Tax**

_____ Explore using a combination of increasing the **Education Fund** rate AND funding from the **County School Facilities Sales Tax**

_____ **Reduce spending** through program and staff cuts

Our group has another idea:

Small Group Work Activities

-  Explore increasing the Education Fund rate N/A
-  Explore increasing the Operation and Maintenance Fund rate N/A
-  Explore funding from the County School Facilities Sales Tax N/A
-  Explore using a combination of increasing the Education Fund rate AND funding from the County School Facilities Sales Tax N/A
-  Reduce spending through program and staff cuts N/A

11. Our group has another idea:



30:00

Central Office Panel

Quincy Together Process Calendar

| DATE | ACTIVITY |
|-----------------|--|
| January 27 | Community Workshop 1: Understanding Our Schools Today |
| February 24 | Community Workshop 2: What It Takes to Run a School |
| March 24 | Community Workshop 3: Our Financial Future |
| April 21 | Community Workshop 4: Exploring Options |
| April 28 | Building Tours/ Open House |
| May 19 | Community Workshop 5: Finalizing Our Community Recommendations |
| TBD | BOE Presentation |

Community Workshop #4

April 21, 2026

5:30 - 7:30 p.m.

Quincy High School

 quincytogether.org

 facebook.com/qps172

 instagram.com/qps172

