

Community Workshop #4

April 21, 2026

5:30 - 7:30 p.m.

Quincy High School



Welcome!

Community Workshop #4

April 21, 2026

**Please introduce yourself to others
at your table.**

Put on a nametag.

Sign in at your table.



Why We Are Here

- **HELP SHAPE** a long-term vision for the future of Quincy Public Schools
- **EXPLORE WHAT OUR SCHOOLS NEED** to support student success now and for years to come
- **UNDERSTAND THE CHALLENGES WE FACE**, including aging facilities and limited resources
- **LEAD A TRANSPARENT PROCESS** that invites broad input and builds shared direction across the community



Why We're Here: Our Charge

Create a report for the Board regarding a long-range vision for the district's operation:

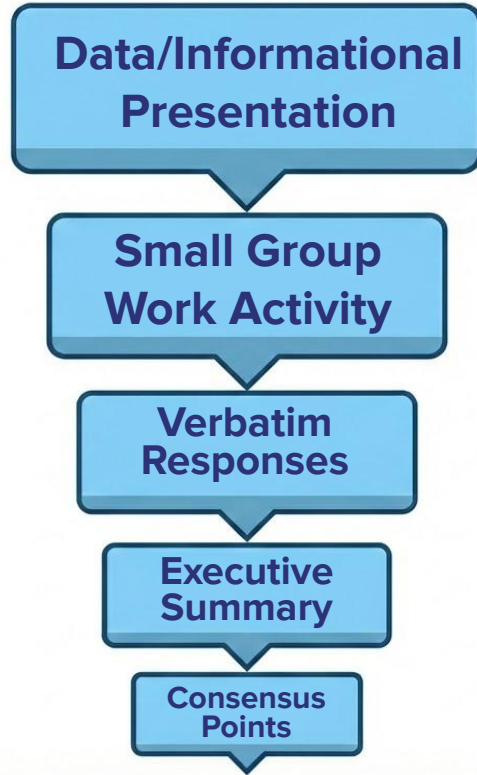
- Broad base of community perceptions and priorities
- The role, objectives and needs of the district in the community
- Long-term goals for the district regarding staffing, facilities, resources and educational performance criteria
- Steps that need to be taken to accomplish those goals



Quincy Together Process Calendar

DATE	ACTIVITY
January 27	Community Workshop 1: Understanding Our Schools Today
February 24	Community Workshop 2: What It Takes to Run a School
March 24	Community Workshop 3: Our Financial Future
April 21	Community Workshop 4: Exploring Options
April 30	Building Tours/ Open House
May 19	Community Workshop 5: Finalizing Our Community Recommendations
TBD	BOE Presentation

Session Documentation



**Collective Decisions Used in
Formation of Recommendations**

**Review the
documentation from
previous workshops
at
quincytogether.org.**

I Have A Question/Comment!

- Complete a form
- Email oakleyan@qps.org
- Ask during small group work time



I HAVE A QUESTION!

I would like to be contacted by a Quincy Public Schools representative who can respond to this question/comment:

Your question or comment may be directly related to the community engagement project or any other matter regarding the school district.

Name: _____


Address: _____

Phone: _____

E-Mail: _____

Recap of Workshop #3

- Our Financial Future
- Options for Addressing Financial Challenges



Workshop #3 - Spending \$100

Education: \$66.61 (Range: \$44-\$80)

O&M: \$16.22 (Range \$0 - \$54)

Financial Stability: \$16.52 (Range: \$0 - \$56)



Workshop #3 - Ranked Options

1. Explore using a combination of increasing the Education Fund rate AND funding from the County School Facilities Sales Tax (4.55)*
2. Explore increasing the Education Fund rate (3.55)*
3. Explore funding from the County School Facilities Sales Tax (3.41)*
4. Explore increasing the Operation and Maintenance Fund rate (2.23)*
5. Reduce spending through program and staff cuts (1.29)*

**weighted averages*



What We Heard at Workshop #3

Points of general agreement across the work activities include:

- Most respondents prioritized using a combination of increasing the Education Fund rate and County School Facilities Sales Tax as the top option for addressing financial challenges.
- Long-Term Financial Security and Reserve/Contingency Funds were the most cited themes for Financial Stability allocation rationales.
- Facility Maintenance Needs and Budget Allocation Strategies were the leading themes for Operations and Maintenance allocation rationales.
- The most common themes for Education allocation rationales were Teacher Compensation and Staff Recruitment.
- Reducing spending through program and staff cuts was overwhelmingly ranked as the least preferred option.



Tonight's Presentation

- **Setting the stage for tonight's small group work activity.**
- **You'll use the information learned to complete activities together.**
- **It could answer questions as well as generate new ones.**
- **Provides details and narrow options for moving forward.**



Tonight's Presentation



Ongoing Information

 quincytogether.org

 facebook.com/qps172

 instagram.com/qps172

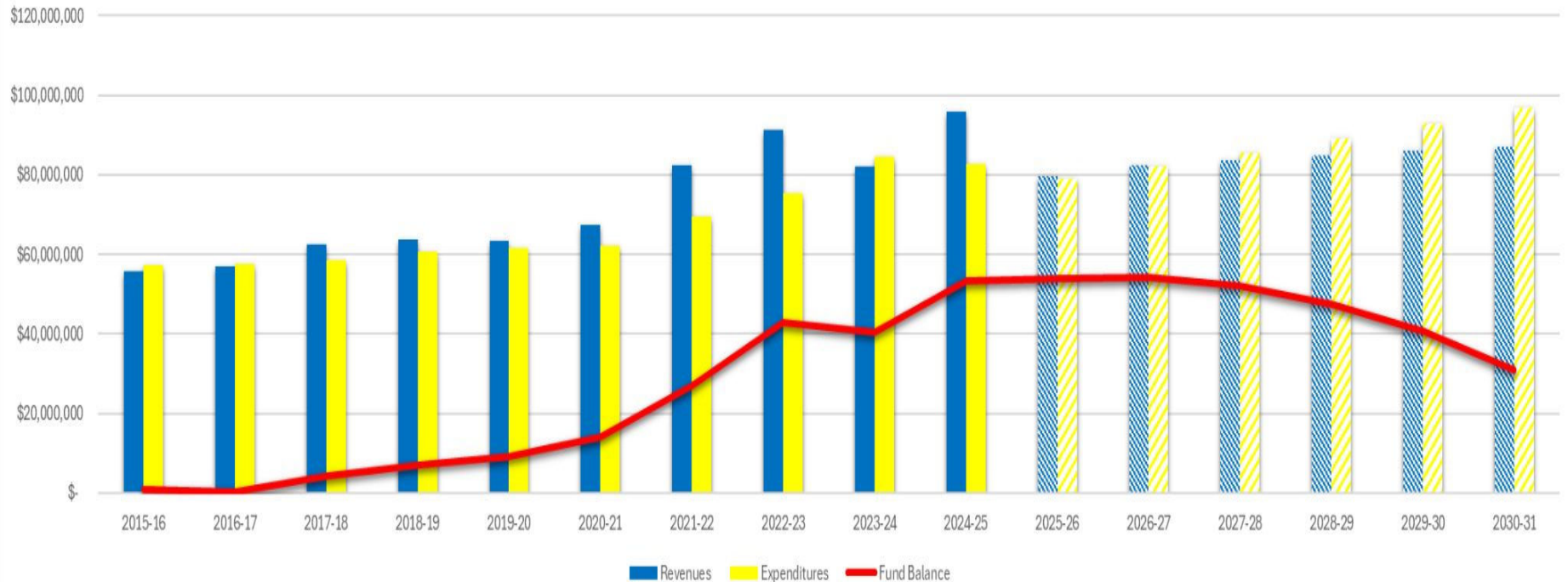
Workshop #4

Options for
Moving Forward



Historical and Projected Outlook

Operating Funds



Options for Increasing Revenue

- **Education Fund Referendum - Property Tax**
- **Operations & Maintenance Fund Referendum - Property Tax**
- **County School Facilities Sales Tax - Sales Tax**
 - Excludes groceries, medicine, vehicles, RVs/ATVs, mobile homes, seed, fertilizer, and farm equipment/parts.



Property Tax Increase

- Most Straight Forward Approach
- Increases Legal Tax Rate Cap
- Provides Stable, Long-Term Funding



County School Facilities Sales Tax (CSFT) Increase

- Sales tax vs. Real Estate tax for school capital
 - Allows county voters to approve a sales tax to fund school facility costs
 - 1% maximum in ¼% increments
- Law went into effect October 2007
- Law was based on a similar law currently in place in every county in Iowa
- Law amended in 2019 allows for school resource officers and mental health professionals as qualified expenditures that the tax may be used to pay.



Visitors Fund Our Schools



Sales Tax Rate in Quincy

State of Illinois	5.00%
City of Quincy	1.00% (Municipal Sales Tax)
City of Quincy	1.50% (Home Rule Sales Tax)
Adams County	0.25%
Adams County	0.25% (Public Safety Tax)
TOTAL	8.00%

*** Additionally, a Food and Beverage & Alcoholic Beverage tax of 1% went into effect on January 1, 2021.**



Sample Illinois Sales Tax Rates

<i>City/Village</i>	<i>Total</i>
Bloomington*	9.75%
Carbondale*	9.75%
Springfield*	9.75%
Hannibal, MO	9.63%
Decatur*	9.25%

<i>City/Village</i>	<i>Total</i>
Champaign*	9.00%
Galesburg*	9.00%
Peoria*	9.00%
Rock Island*	8.50%
Jacksonville*	8.00%

<i>City/Village</i>	<i>Total</i>
Quincy	8.00%
Camp Point	6.50%
Liberty	6.50%
Payson	6.50%
Mendon	6.50%

The minimum possible sales tax in Illinois is 6.25%.

**An asterisk indicates implementation of County School Facilities Sales Tax.*

Source: Illinois Department of Revenue

What is (and isn't) taxed by the CSFT?

Sales Tax Base:

- ✓ Everything in the municipal and county sales tax base is included in the tax base **except for:**
 - X Cars, trucks, ATVs
 - X Boats & RVs
 - X Mobile homes
 - X Unprepared food
 - X Drugs (including over-the-counter and vitamins)
 - X Farm equipment, parts and other inputs
 - X Anything purchased/sold at wholesale level
 - X Services are not taxed
 - ✓ **Online sales are taxed effective January 1, 2021**
- If it is not currently taxed, it will not be taxed.**



Real World Examples

Items below are examples of what would be taxed under CSFT

- ✓ McDonald's meal \$18 = 18 cents
- ✓ TV at Walmart \$750 = \$7.50
- X Ground beef at grocery store = not taxed (unprepared food)
- ✓ Gasoline \$64 = 64 cents
- X Haircut = not taxed (service)
- ✓ Amazon purchase for \$100 = \$1
- ✓ \$10,000 of annual purchases (excluding food and medicine) at Walmart = \$100



Uses of County School Facilities Tax

- New Facilities
- Additions & Renovations
- Technology Infrastructure
- Architectural Planning
- Durable Equipment
- Fire Prevention & Life Safety
- Land Acquisition
- Roof Repairs/Energy Efficiency
- Parking Lots
- Demolition
- School Resource Officers and Mental Health Professionals



Use of CSFT Revenue

- **Pay as you go** capital projects
 - Sales tax can be saved up over time
- **Issue new bonds** for current capital needs
 - Support bonds with sales tax
- **Retire existing debt** issued for capital purposes
 - Abate taxes – annual decision
 - Refund qualifying debt – locks in abatement
- Or any combination of the above
- Districts decide for themselves how to spend the funds



Benefit of Sales Tax

1. **Reduce:** A district can decrease existing property taxes by using sales tax funds to pay off outstanding building bonds
2. **Avoid:** A district can avoid levying property taxes by using sales tax funds to pay for facility projects that would have been paid for with property taxes.
3. **Visitors Help Fund Your Schools:** Those visiting and/or shopping in your county help fund public schools.



Options for Moving Forward



Options for Moving Forward

- **OPTION A:** Increase the Education Fund rate
- **OPTION B:** Use County School Facilities Sales Tax
- **OPTION C:** Use a combination of increasing the Education Fund rate
AND funding from the County School Facilities Sales Tax
- **OPTION D:** Make cuts



Priorities To Address

- Categories from the activity at Workshop #3
 - Education
 - Operations and Maintenance
 - Financial Stability
- Show how options solve for each



Education

- Competitive Salary & Benefits
- Student Device Refresh Program
- Additional Staff to Support Students Who Need Academic Help
- Reduce Reliance on Grants to Ensure Long-Term Stable Funding
- Expand Staffing to Support Students' Academic Growth and Social Behavior Learning



Operations & Maintenance (Facilities)

- Remodel/Modernize QAVTC
- Create Flexible Learning Spaces
- Expand Alternative School for QJHS
- Create Space for Diverse Learning Supports
- Baseball/Softball Complex
- QJHS Morrison Theatre
- Flinn Stadium
- Playground Enhancements



Financial Stability

- Steady revenue stream
- Maintaining a Healthy Fund Balance
- Balanced Budget
- Decrease Debt

A stronger Quincy starts with strong schools.



Option A: Ed Fund Rate Only

Increase Needed: \$0.68 Ed Fund Increase

Revenue Generated: \$8.5M

Passes with: Simple Majority (50% + 1)

Investment: \$44 per month on \$200,000 home

Solves for: Education and Financial Stability

Still Need: Operations & Maintenance

- Education
- O&M
- Financial Stability

Scan this code to
calculate how each
penny impacts
your tax bill



Option A: Property Tax Rate Breakdown: Only Ed Fund

Property Tax Levy	Actual	Proposed
Education	1.84000	2.52000
Debt Service	0.67840	0.67840
Special Education	0.04000	0.04000
Lease	0.05000	0.05000
Operation & Maintenance	0.50000	0.50000
Transportation	0.20000	0.20000
IMRF/SS	0.17948	0.17948
Working Cash	0.05000	0.05000
Tort	0.28225	0.28225
Fire Prevention	0.05000	0.05000
	3.87013	4.55013



Option B: County Facilities Sales Tax Only

Increase Needed: 1% Sales Tax

Revenue Generated: \$8.5M

Passes with: Simple Majority (50% + 1)

Investment: \$0.01 per Dollar Spent on Retail Items

Solves for: **Operations & Maintenance** (*Facilities*)

Still Need: **Education and Financial Stability**

- Education**
- O&M**
- Financial Stability**

Option B: Anticipated Revenue For Area School Districts

County	District	Enrollment	Annual CSFT Revenue
Adams	Payson CUSD 1	449	\$611,000
Adams	Liberty CUSD 2	589	\$801,000
Adams	Central CUSD 3	743	\$1,011,000
Adams	Mendon CUSD 4	665	\$906,000
Adams	Quincy SD 172	6,264	\$8,530,000

Option C: County Facilities Sales Tax + Ed Fund Transfer

Increase Needed: 1% Sales Tax &
\$0.68 Ed Fund Transfer

Revenue Generated: \$8.5M

Passes with: Simple Majority (50% + 1); Requires two votes

Investment: No Increase in Property Taxes + 1% Sales Tax

Solves for: **Education, O&M (facilities)**
and Financial Stability

Still Need: N/A

- ✘ **Education**
- ✘ **O&M**
- ✘ **Financial Stability**







STEP 1

**Voters
Approve
Sales
Tax**





STEP 1



STEP 2



\$0.4
lol



**WITHOUT
INCREASIN
G
PROPERTY
TAXES!**

Option C: Property Tax Rate Breakdown

Property Tax Levy	Actual	Proposed
Education	1.84000	2.52000
Debt Service	0.67840	0.27840
Special Education	0.04000	0.04000
Lease	0.05000	0.05000
Operation & Maintenance	0.50000	0.50000
Transportation	0.20000	0.20000
IMRF/SS	0.17948	0.17948
Working Cash	0.05000	0.05000
Tort	0.28225	0.28225
Fire Prevention	0.05000	0.05000
	3.87013	3.87013

With Sales Tax and Ed Fund Transfer



Option D: Make Cuts

Reduce Annual Budget by \$5 million

- Cuts people and services
- Does not fill any of the 60 open positions

Increase Needed: \$0

Revenue Generated: \$0

Passes with: N/A

Investment: No Increase in Property Taxes

Solves for: Nothing

Still Need: Education, Operations & Maintenance and Financial Stability

- Education**
- O&M**
- Financial Stability**



**Here's where we
need your help!**



Small Group Work

Recorder Responsibilities

- Enter the your group's information in the form on your Chromebook.

Facilitator Responsibilities

- Facilitate discussion
- Keep group focused and on task
- Report group's information



Small Group Work Activities

Task #1: Prioritize Options

Around the room are boards displaying the four options that were reviewed during tonight's presentation. After learning about these options, we'd like you to help prioritize them. Take the four red and green dots that are in your packet and "vote" with them by placing green dots on the option(s) you would like the Board to consider and red dots on the options you feel should be removed from consideration. You can distribute your dots as you see fit, spreading them among a number of options or placing all of them on one option.

Small Group Work Activities

Task #2 Option with the **most** green dots: _____

Discuss the following as a group and respond to these questions for the option that was the MOST preferred based on the activity in Task #1.

- 2A. What should the Board of Education consider to improve this option?
- 2B. What, if any, roadblocks should the Board consider if they decide to ask the community to vote on a referendum to implement this option?

Small Group Work Activities

Task #3 Option with the **second most** green dots: _____

Discuss the following as a group and respond to these questions for the option that was the SECOND MOST preferred based on the activity in Task #1.

- 3A. What should the Board of Education consider to improve this option?
- 3B. What, if any, roadblocks should the Board consider if they decide to ask the community to vote on a referendum to implement this option?



40:00

Small Group Work Activity Reporting

Quincy Together Process Calendar

DATE	ACTIVITY
January 27	Community Workshop 1: Understanding Our Schools Today
February 24	Community Workshop 2: What It Takes to Run a School
March 24	Community Workshop 3: Our Financial Future
April 21	Community Workshop 4: Exploring Options
April 30	Building Tours/ Open House
May 19	Community Workshop 5: Finalizing Our Community Recommendations
TBD	BOE Presentation

Community Workshop #5

May 19, 2026
5:30 - 7:30 p.m.
Quincy High School

 quincytogether.org

 facebook.com/qps172

 instagram.com/qps172

