



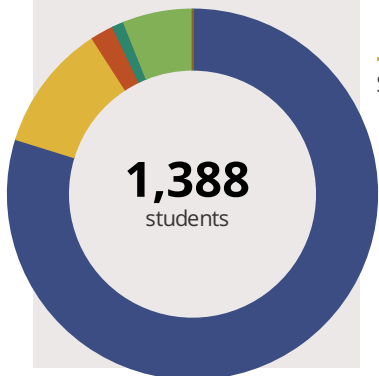
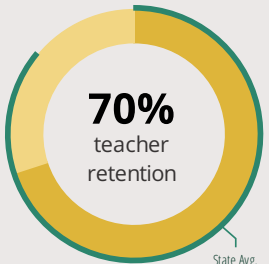
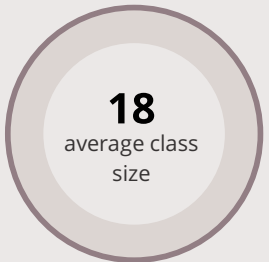
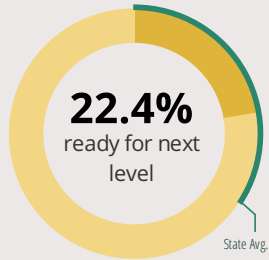
QUINCY JR HIGH SCHOOL

100 S 14TH ST QUINCY, IL 62301 4209 (217) 222-3073

Grades: 6-8
District: QUINCY SD 172

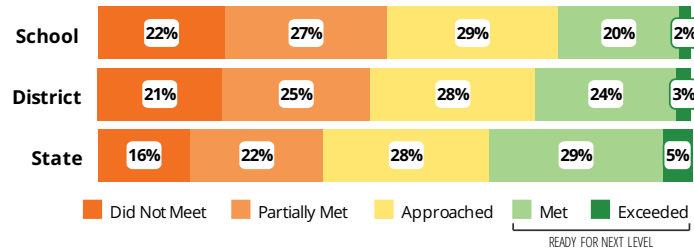
Principal: Mr. Dan Sparrow
Superintendent: Mr. Roy Webb

FAST FACTS



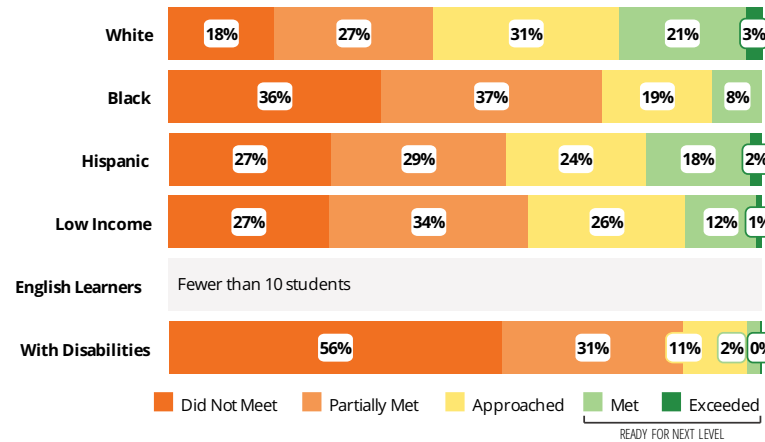
Academic Success

All Illinois students in grades 3-8 take the PARCC assessment each year. High school students take the SAT in Math and English Language Arts.



Success by Student Group

This display shows PARCC performance levels for each student group. No data is shown for groups with fewer than 10 students.



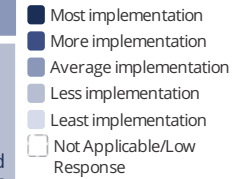
Student Characteristics

White	79%	Low Income	60%
Black	11%	English Learners	0%
Hispanic	2%	With Disabilities	19%
Asian	1%	Homeless	2%
American Indian	0%		
Two or More Races	6%		
Pacific Islander	0%		

School Environment



The **5Essentials Survey** allows students in grades 6-12 and all teachers to share their perspectives on essential conditions for learning. The anonymous survey consists of 5 components.



Response Rates

Students	90%
Teachers	64%

Average Effective Leaders

Do principals and teachers implement a shared vision for success?

Average Collaborative Teachers

Do teachers collaborate to promote professional growth?

More Ambitious Instruction

Are the classes challenging and engaging?

Average Supportive Environment

Is the school safe, demanding, and supportive?

Less Involved Families

Does the entire staff build strong external relationships?

Student Attendance and Mobility

Attendance Rate

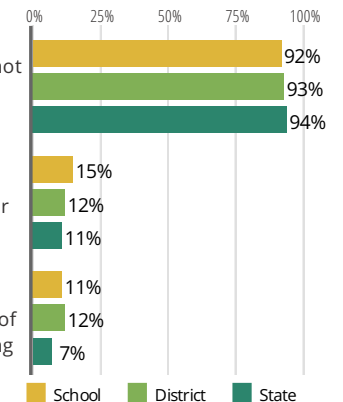
Rate at which students are present at school, not including excused or unexcused absences

Chronic Truancy Rate

Percentage of students who have been absent without valid reasons for 5% or more of regular school days

Student Mobility

Percentage of students who transfer in or out of the school during the school year, not including graduates





QUINCY JR HIGH SCHOOL

School Highlights

Academic Courses

At QJHS, a teaming approach is utilized for grades 6-8. All grade level course work follows curriculum aligned to the new Illinois Learning Standards and Illinois Graduation Requirements. Covey's Seven Habits, PBIS and leadership opportunities are embedded throughout our 6-8 curriculum as well. Honors courses are offered in all four core subjects.

Physical Education, Heath and Wellness

Physical Education is incorporated into the curriculum daily. Performance of physical activities involves competency in a wide range of motor, non-motor, and manipulative skills. Learning in this area is developmental, building simple movements into more complex patterns. Learning to follow directions and rules enhances enjoyment and success in bot

Other Programs and Activities

Art Club, Career Education Events, Chess Club, DARE program, Drama/Theatre, Learning Lab, Lighthouse team, Mentoring Program, National Honor Society, Parent Associations, Scholastic Bowl, Student Council/Government, Tutoring Program, Yearbook Club

School Awards

Career Development Courses and Programs

Athletics

Boy's Baseball, Boy's Basketball, Boy's Cross Country, Boy's Football, Boy's Golf, Boy's Track & Field, Boy's Wrestling, Girl's Basketball, Girl's Competitive Cheerleading, Girl's Cross Country, Girl's Golf, Girl's Softball, Girl's Track & Field, Girl's Volleyball

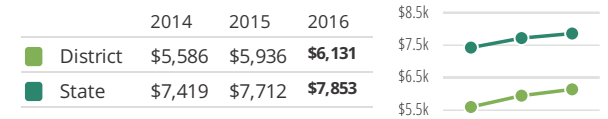
School Personnel Resources

Assistant Director (Special Education), Interpreter for the Deaf, Librarian/Media Specialist, Paraprofessional, School Guidance Counselor, School Nurse, School Psychologist, School Social Worker, Special Education Teacher, Speech Language Pathology Teacher, Student Dean, Technology Specialist

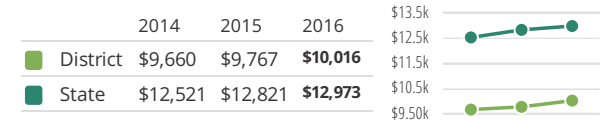
Facilities

District Finance

Instructional Spending per Pupil includes only the activities directly dealing with the teaching of students or the interaction between teachers and students.



Operational Spending per Pupil includes all costs for overall operations in this school's district, including Instructional Spending, but excluding summer school, adult education, capital expenditures, and long-term debt payments.



Educator Measures

This school has had **3 principal(s)** over the past 6 years. In the last three years, an average of **70% of teachers** return to this school each year.

FOR MORE INFORMATION

Visit IllinoisReportCard.com to see additional details about each item of information for this school. There you will find charts spanning multiple years, detailed explanations, resources, more of the school's programs and activities, and powerful tools that let you dig deeper into data.

Most of this data has been collected by ISBE from school districts through data systems. Some information, such as the School Highlights, is entered directly by principals and can be updated throughout the year.