



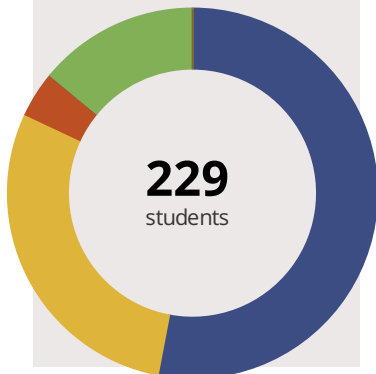
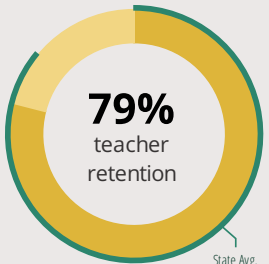
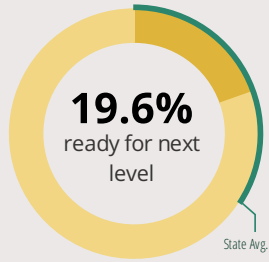
WASHINGTON ELEMENTARY SCHOOL

1400 N 8TH ST QUINCY, IL 62301 1610 (217) 222-4059

Grades: K-3
District: QUINCY SD 172

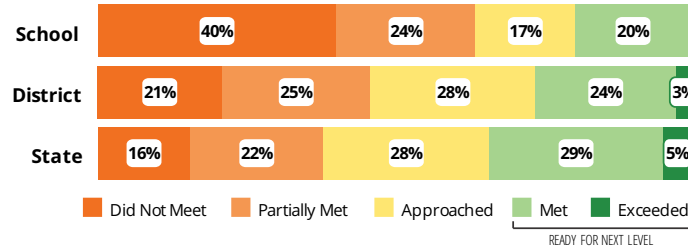
Principal: Sara Cramer
Superintendent: Mr. Roy Webb

FAST FACTS



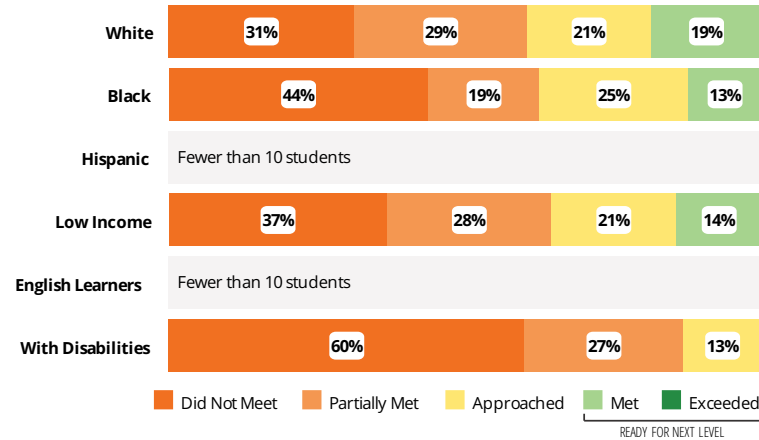
Academic Success

All Illinois students in grades 3-8 take the PARCC assessment each year. High school students take the SAT in Math and English Language Arts.



Success by Student Group

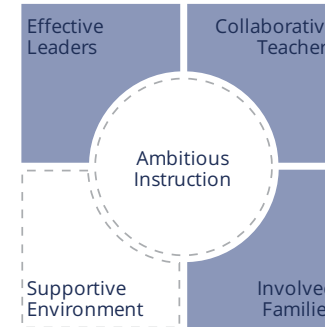
This display shows PARCC performance levels for each student group. No data is shown for groups with fewer than 10 students.



Student Characteristics

White	53%	Low Income	93%
Black	29%	English Learners	0%
Hispanic	4%	With Disabilities	18%
Asian	0%	Homeless	8%
American Indian	0%		
Two or More Races	14%		
Pacific Islander	0%		

School Environment



The **5Essentials Survey** allows students in grades 6-12 and all teachers to share their perspectives on essential conditions for learning. The anonymous survey consists of 5 components.

- Most implementation
- More implementation
- Average implementation
- Less implementation
- Least implementation
- Not Applicable/Low Response

Response Rates

Students	-
Teachers	92%

Average Effective Leaders

Do principals and teachers implement a shared vision for success?

Average Collaborative Teachers

Do teachers collaborate to promote professional growth?

Ambitious Instruction

Are the classes challenging and engaging?

Supportive Environment

Is the school safe, demanding, and supportive?

Average Involved Families

Does the entire staff build strong external relationships?

Student Attendance and Mobility

Attendance Rate

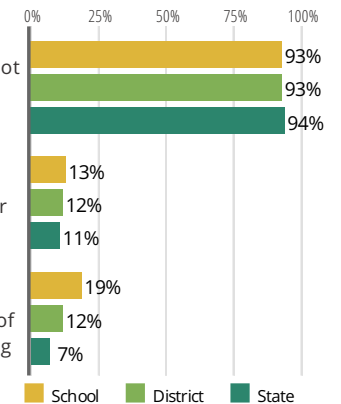
Rate at which students are present at school, not including excused or unexcused absences

Chronic Truancy Rate

Percentage of students who have been absent without valid reasons for 5% or more of regular school days

Student Mobility

Percentage of students who transfer in or out of the school during the school year, not including graduates





WASHINGTON ELEMENTARY SCHOOL

School Highlights

Academic Courses

Washington Elementary School provides academic and social emotional supports to students in grades K-3. Students are taught in a workshop approach. In the workshop approach students learn through a mini lesson, independent practice, small group instruction, conferencing and share time. By using the workshop approach educators can easily provide

Physical Education, Health and Wellness

Students at Washington Elementary School have three Physical Education classes each week. Each class is thirty minutes in length.

Other Programs and Activities

Washington Elementary School students are provided with a fine arts experience that is provided through the Quincy Art Center. Students take one field trip a year to an art exhibit and then students participate in a fine arts lesson. Twice a year art mentors visit classrooms to teach an art lesson to the children.

School Awards

Career Development Courses and Programs

Athletics

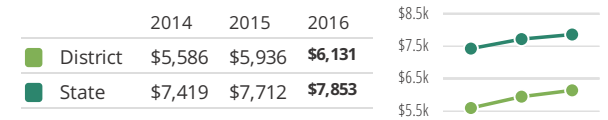
School Personnel Resources

General Administrator or General Supervi, Interpreter for the Deaf, Paraprofessional, Reading Specialist, Reading Teacher, School Guidance Counselor, School Nurse, School Psychologist, School Social Worker, Special Education Teacher, Speech Language Pathology Teacher

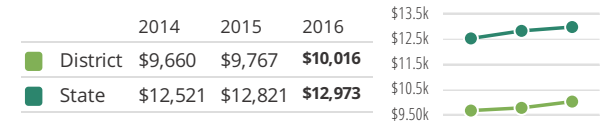
Facilities

District Finance

Instructional Spending per Pupil includes only the activities directly dealing with the teaching of students or the interaction between teachers and students.



Operational Spending per Pupil includes all costs for overall operations in this school's district, including Instructional Spending, but excluding summer school, adult education, capital expenditures, and long-term debt payments.



Educator Measures

This school has had **1 principal(s)** over the past 6 years. In the last three years, an average of **79% of teachers** return to this school each year.

FOR MORE INFORMATION

Visit IllinoisReportCard.com to see additional details about each item of information for this school. There you will find charts spanning multiple years, detailed explanations, resources, more of the school's programs and activities, and powerful tools that let you dig deeper into data.

Most of this data has been collected by ISBE from school districts through data systems. Some information, such as the School Highlights, is entered directly by principals and can be updated throughout the year.